



ASBK RESULTS

AUSTRALIAN SUPERSPORT CHAMPIONSHIP

Race 3

Date: 01/03/20
 Event: R16
 Weather: Mostly cloudy - Temp: 30.2C
 Track: Dry - Temp: 39.5C

Started at: 16:50:28
 Laps: 10
 Starters: 22
 Printed at: 17:13

PROVISIONAL CLASSIFICATION

Pos	No	Name	Machine	Laps	Race Time	Behind Leader	Behind Prev	Fastest Lap	On Lap	Top Speed
1	68	Oli BAYLISS (QLD) / Cube Racing	Yamaha YZF-R6	10	16:13.412			1:36.184	10	273
2	1	Tom TOPARIS (NSW) / Benro Racing / Leda / Motul / Pirelli / Goodridge / Bikebiz / Koda / UD	Yamaha YZF-R6	10	16:13.429	.017	.017	1:36.320	9	270
3	64	Tom EDWARDS (NSW) / Bikebiz / Steeline Hunter / Inglis Plumbing	Yamaha YZF-R6	10	16:14.538	1.126	1.109	1:36.626	9	276
4	42	Jack PASSFIELD (NSW) / Stay Upright Rider Training / MCC Security / GASD Susp. / Dmoto / Pirelli	Yamaha YZF-R6	10	16:18.425	5.013	3.887	1:37.072	6	266
5	27	Nic LIMINTON (SA) / YMA / RBS / Maxima / Ohlins / Kenmar / Venhill / Arai	Yamaha YZF-R6	10	16:18.889	5.477	.464	1:36.988	7	266
6	28	Jack HYDE (NSW) / SSS Developments / Yamaha Australia / YRD / Wet 4 U	Yamaha YZF-R6	10	16:19.018	5.606	.129	1:36.944	3	269
7	127	Max STAUFFER (NSW) / GTR Motostars Team / RS+C / Doctor Mak / YRD / Motul / Pirelli	Yamaha YZF-R6	10	16:20.569	7.157	1.551	1:36.878	8	275
8	17	Broc PEARSON (QLD) / Yamaha Motor Aust. / YRD / City2Surf Locksmith	Yamaha YZF-R6	10	16:22.907	9.495	2.338	1:37.013	8	269
9	29	Ted COLLINS (VIC) / JC M-sports / Deckert Group / RA Steel / Traction Control Susp. / Nitron	Suzuki GSXR	10	16:30.991	17.579	8.084	1:38.053	8	269
10	46	Aidan HAYES (NSW) / Hayes Johnston / Hayes Electrical / YRD / Sheppards Diesel / West Sliders	Yamaha YZF-R6	10	16:31.157	17.745	.166	1:38.136	10	273
11	85	Ty LYNCH (SA) / Russell Phillips M-sports / Metcher M-sports / Adelaide M-cycle Recovery	Yamaha YZF-R6	10	16:32.664	19.252	1.507	1:37.949	2	267
12	86	Dallas SKEER (SA) / Penrite Oils / Barry Francis M-cycles / Suzuki Aust. / Ron Angel Classic Racing	Suzuki GSXR	10	16:33.632	20.220	.968	1:37.988	3	273
13	52	Ryan TAYLOR (VIC) / Arden Homes / Pablos's Motorcycle Tyres / RTR	Yamaha YZF-R6	10	16:40.742	27.330	7.110	1:39.040	5	268
14	96	Luke MITCHELL (NSW) / JNL Racing Yamaha	Yamaha YZF-R6	10	16:45.160	31.748	4.418	1:39.490	2	266
15	82	Chris QUINN (NSW) / Coopers Dry / The Channon Tavern / YRD / Addicted To Track / Michelin	Yamaha YZF-R6	10	16:50.115	36.703	4.955	1:39.782	2	267
16	25	Brodie MALOUF (NSW) / A&G Constructions / Simon Caddy Electrical / GeeTee M-cycles / YRD	Yamaha YZF-R6	10	16:58.241	44.829	8.126	1:40.039	2	272
17	24	Patrick LI (VIC) / R6 / MotoGo / RS TAICHI	Yamaha YZF-R6	10	17:00.938	47.526	2.697	1:40.140	2	269
18	71	Darren McGRATH (WA) / RMG plant hire	Kawasaki ZX6R	10	17:01.737	48.325	.799	1:40.488	2	263
19	58	Mitch KUHNE (QLD) / Shark Leathers / Phresh Ink / Nolan Helmets / Liqui Moly / Moto Products	Yamaha YZF-R6	10	17:10.567	57.155	8.830	1:40.786	9	263
20	555	Andrew EDSEER (NSW) / Race Art Designs / Pentrite Oils / Maverick Racing Development	Kawasaki ZX6R	10	17:10.577	57.165	.010	1:41.989	7	267
21	30	Stephany KAPILAWI-JAMES (QLD) / Big Knobs Crash Sliders / Stitch Smith / Caloundra Stickerman / Bridgestone	Yamaha YZF-R6	10	17:48.009	1:34.597	37.432	1:45.185	9	258
22	61	Rhys BELLING (VIC) / LXI Racing / YRD / Yamaha / The Grinning Dingo / RB Building Services	Yamaha YZF-R6	9	16:15.403	1 Lap		1:41.091	6	257

Fastest Lap was 1:36.184 by Oli BAYLISS (QLD)

Current race lap record for SS class - 1:35.200 by Bryan STARING (VIC) on a Yamaha YZF R6 set on 17/10/09

The results are provisional until the end of the time limit for protests and appeals.

Chief Timekeeper - Scott Laing

Clerk of Course - Tom Williams



COMPUTIME RACE TIMING SYSTEMS PTY LTD
www.computime.com.au

E-mail: scott@computime.com.au / Ph: 0418 17 13 17





ASBK RESULTS

AUSTRALIAN SUPERSPORT CHAMPIONSHIP

Race 3

Date: 01/03/20
Event: R16
Weather: Mostly cloudy - Temp: 30.2C
Track: Dry - Temp: 39.5C

Started at: 16:50:28
Laps: 10
Starters: 22
Printed at: 17:13

PROVISIONAL LAP TIMES

No	Name	Lap 1	Lap 2	Lap 3	Lap 4	Lap 5	Lap 6	Lap 7	Lap 8	Lap 9	Lap 10
1	Tom TOPARIS (NSW)	1:41.729	1:37.300	1:36.993	1:37.134	1:37.245	1:37.092	1:36.580	1:36.706	1:36.320	1:36.330
17	Broc PEARSON (QLD)	1:44.151	1:37.423	1:37.454	1:37.423	1:37.927	1:37.900	1:37.408	1:37.013	1:37.771	1:38.437
24	Patrick LI (VIC)	1:48.477	1:40.140	1:40.275	1:40.563	1:41.714	1:41.995	1:42.301	1:41.762	1:41.792	1:41.919
25	Brodie MALOUF (NSW)	1:47.156	1:40.039	1:40.547	1:40.964	1:41.152	1:41.600	1:42.799	1:41.047	1:41.481	1:41.456
27	Nic LIMINTON (SA)	1:43.938	1:37.165	1:37.231	1:37.067	1:37.351	1:37.328	1:36.988	1:37.188	1:37.243	1:37.390
28	Jack HYDE (NSW)	1:43.713	1:37.163	1:36.944	1:37.393	1:37.386	1:37.231	1:37.058	1:37.266	1:37.262	1:37.602
29	Ted COLLINS (VIC)	1:44.860	1:38.147	1:38.581	1:38.650	1:38.868	1:38.794	1:38.407	1:38.053	1:38.458	1:38.173
30	Stephany KAPILAWI-JAMES (QLD)	1:54.059	1:46.706	1:46.401	1:47.109	1:45.771	1:46.045	1:46.034	1:45.336	1:45.185	1:45.363
42	Jack PASSFIELD (NSW)	1:43.478	1:37.312	1:37.100	1:37.111	1:37.387	1:37.072	1:37.105	1:37.210	1:37.168	1:37.482
46	Aidan HAYES (NSW)	1:45.503	1:38.156	1:38.362	1:38.549	1:38.197	1:38.788	1:38.746	1:38.296	1:38.424	1:38.136
52	Ryan TAYLOR (VIC)	1:47.441	1:39.268	1:39.136	1:39.147	1:39.040	1:39.466	1:39.259	1:39.250	1:39.556	1:39.179
58	Mitch KUHNE (QLD)	1:58.311	1:41.659	1:41.350	1:41.899	1:41.555	1:40.887	1:40.859	1:40.801	1:40.786	1:42.460
61	Rhys BELLING (VIC)	2:33.840	1:45.133	1:43.356	1:41.575	1:41.353	1:41.091	1:41.775	1:42.131	1:45.149	
64	Tom EDWARDS (NSW)	1:42.000	1:36.680	1:36.937	1:37.384	1:37.242	1:37.420	1:36.699	1:36.885	1:36.626	1:36.665
68	Oli BAYLISS (QLD)	1:42.501	1:36.552	1:36.682	1:37.278	1:37.333	1:37.557	1:36.755	1:36.367	1:36.203	1:36.184
71	Darren McGRATH (WA)	1:48.610	1:40.488	1:41.865	1:41.003	1:40.511	1:41.498	1:41.711	1:41.681	1:42.289	1:42.081
82	Chris QUINN (NSW)	1:48.243	1:39.782	1:39.983	1:40.665	1:40.048	1:39.854	1:39.862	1:40.195	1:40.626	1:40.857
85	Ty LYNCH (SA)	1:45.965	1:37.949	1:38.219	1:38.554	1:38.511	1:38.450	1:38.859	1:38.996	1:38.383	1:38.778
86	Dallas SKEER (SA)	1:45.215	1:38.402	1:37.988	1:38.861	1:39.049	1:38.775	1:38.544	1:38.398	1:39.142	1:39.258
96	Luke MITCHELL (NSW)	1:46.827	1:39.490	1:39.538	1:40.357	1:39.755	1:39.714	1:39.515	1:39.835	1:39.965	1:40.164
127	Max STAUFFER (NSW)	1:45.584	1:37.995	1:36.882	1:37.180	1:37.150	1:37.504	1:37.036	1:36.878	1:37.081	1:37.279
555	Andrew EDSER (NSW)	1:49.542	1:42.244	1:42.661	1:42.186	1:42.037	1:42.099	1:41.989	1:42.605	1:42.563	1:42.651

The results are provisional until the end of the time limit for protests and appeals.


Chief Timekeeper - Scott Laing

Clerk of Course - Tom Williams



COMPUTIME RACE TIMING SYSTEMS PTY LTD
www.computime.com.au

E-mail: scott@computime.com.au / Ph: 0418 17 13 17





ASBK RESULTS

AUSTRALIAN SUPERSPORT CHAMPIONSHIP

Date: 01/03/20
 Event: R16
 Weather: Mostly cloudy - Temp: 30.2C
 Track: Dry - Temp: 39.5C

Race 3

Started at: 16:50:28
 Laps: 10
 Starters: 22
 Printed at: 17:13

PROVISIONAL SPLIT TIMES

Lap	Split 1	Split 2	Split 3	Split 4	Lap Time	Spd	Lap	Split 1	Split 2	Split 3	Split 4	Lap Time	Spd
1 Tom TOPARIS (NSW) (2nd)						25 Brodie MALOUF (NSW) (16th)							
1	28.628	27.973	18.379	26.749	1:41.729	200	1	30.780	29.803	19.100	27.473	1:47.156	205
2	23.644	28.192	18.344	27.120	1:37.300	263	2	24.140	29.389	19.121	27.389	1:40.039	272
3	23.132	28.252	18.432	27.177	1:36.993	265	3	23.996	29.170	19.587	27.794	1:40.547	271
4	23.071	28.244	18.469	27.350	1:37.134	269	4	23.956	29.429	19.270	28.309	1:40.964	267
5	23.311	28.448	18.413	27.073	1:37.245	267	5	24.244	29.436	19.220	28.252	1:41.152	265
6	23.357	28.299	18.509	26.927	1:37.092	270	6	23.795	29.995	19.527	28.283	1:41.600	265
7	23.062	28.082	18.587	26.849	1:36.580	265	7	24.062	29.918	19.731	29.088	1:42.799	265
8	23.136	28.157	18.618	26.795	1:36.706	265	8	24.155	29.497	19.510	27.885	1:41.047	263
9	23.095	28.045	18.463	26.717	1:36.320	263	9	24.224	29.523	19.602	28.132	1:41.481	262
10	23.116	27.919	18.440	26.855	1:36.330	263	10	24.169	29.341	19.848	28.098	1:41.456	263
17 Broc PEARSON (QLD) (8th)						27 Nic LIMINTON (SA) (5th)							
1	29.848	28.721	18.552	27.030	1:44.151	205	1	29.473	28.920	18.648	26.897	1:43.938	199
2	23.330	28.486	18.465	27.142	1:37.423	268	2	23.260	28.454	18.545	26.906	1:37.165	266
3	23.360	28.546	18.517	27.031	1:37.454	269	3	23.256	28.505	18.455	27.015	1:37.231	265
4	23.311	28.432	18.574	27.106	1:37.423	268	4	23.284	28.267	18.461	27.055	1:37.067	261
5	23.383	28.544	18.641	27.359	1:37.927	268	5	23.321	28.432	18.548	27.050	1:37.351	263
6	23.622	28.496	18.659	27.123	1:37.900	266	6	23.324	28.471	18.455	27.078	1:37.328	263
7	23.312	28.576	18.533	26.987	1:37.408	269	7	23.242	28.350	18.411	26.985	1:36.988	262
8	23.240	28.393	18.450	26.930	1:37.013	269	8	23.227	28.469	18.498	26.994	1:37.188	263
9	23.333	28.533	18.552	27.353	1:37.771	269	9	23.228	28.545	18.510	26.960	1:37.243	263
10	23.594	28.596	18.802	27.445	1:38.437	267	10	23.219	28.209	18.436	27.526	1:37.390	265
24 Patrick LI (VIC) (17th)						28 Jack HYDE (NSW) (6th)							
1	31.608	29.853	19.255	27.761	1:48.477	213	1	29.366	28.870	18.591	26.886	1:43.713	203
2	23.987	29.438	19.003	27.712	1:40.140	267	2	23.214	28.520	18.527	26.902	1:37.163	269
3	24.104	29.445	19.202	27.524	1:40.275	269	3	23.001	28.437	18.429	27.077	1:36.944	268
4	23.987	29.522	19.281	27.773	1:40.563	269	4	23.021	28.705	18.510	27.157	1:37.393	266
5	24.350	29.937	19.413	28.014	1:41.714	265	5	23.320	28.463	18.538	27.065	1:37.386	269
6	24.230	29.932	19.615	28.218	1:41.995	263	6	23.250	28.469	18.392	27.120	1:37.231	269
7	24.585	30.159	19.551	28.006	1:42.301	262	7	23.043	28.519	18.376	27.120	1:37.058	268
8	24.564	29.753	19.384	28.061	1:41.762	260	8	23.128	28.502	18.500	27.136	1:37.266	268
9	24.384	29.818	19.401	28.189	1:41.792	262	9	23.143	28.410	18.519	27.190	1:37.262	269
10	24.537	29.836	19.511	28.035	1:41.919	259	10	23.076	28.744	18.385	27.397	1:37.602	267

Chief Timekeeper - Scott Laing

Clerk of Course - Tom Williams



COMPUTIME RACE TIMING SYSTEMS PTY LTD
www.computime.com.au

E-mail: scott@computime.com.au / Ph: 0418 17 13 17





ASBK RESULTS

AUSTRALIAN SUPERSPORT CHAMPIONSHIP

Date: 01/03/20
 Event: R16
 Weather: Mostly cloudy - Temp: 30.2C
 Track: Dry - Temp: 39.5C

Race 3

Started at: 16:50:28
 Laps: 10
 Starters: 22
 Printed at: 17:13

PROVISIONAL SPLIT TIMES

Lap	Split 1	Split 2	Split 3	Split 4	Lap Time	Spd	Lap	Split 1	Split 2	Split 3	Split 4	Lap Time	Spd
29 Ted COLLINS (VIC) (9th)													
1	29.760	29.151	18.680	27.269	1:44.860	209	1	30.324	29.114	18.687	27.378	1:45.503	204
2	23.511	28.443	18.781	27.412	1:38.147	265	2	23.446	28.884	18.653	27.173	1:38.156	272
3	23.634	28.813	18.780	27.354	1:38.581	264	3	23.551	28.749	18.715	27.347	1:38.362	268
4	23.703	28.633	18.899	27.415	1:38.650	261	4	23.482	28.894	18.784	27.389	1:38.549	270
5	23.713	28.747	18.884	27.524	1:38.868	262	5	23.554	28.449	18.715	27.479	1:38.197	273
6	23.964	28.695	18.895	27.240	1:38.794	261	6	23.569	28.811	18.856	27.552	1:38.788	262
7	23.595	28.756	18.718	27.338	1:38.407	269	7	23.654	28.660	18.767	27.665	1:38.746	264
8	23.512	28.494	18.726	27.321	1:38.053	260	8	23.735	28.575	18.668	27.318	1:38.296	261
9	23.668	28.561	18.836	27.393	1:38.458	261	9	23.564	28.744	18.814	27.302	1:38.424	265
10	23.534	28.479	18.813	27.347	1:38.173	261	10	23.584	28.453	18.733	27.366	1:38.136	267
30 Stephany KAPILAWI-JAMES (QLD) (21th)													
1	33.179	31.191	20.275	29.414	1:54.059	195	1	30.899	29.798	19.112	27.632	1:47.441	204
2	25.431	31.094	20.832	29.349	1:46.706	248	2	23.957	28.817	19.093	27.401	1:39.268	267
3	25.399	30.849	20.636	29.517	1:46.401	252	3	23.571	28.862	19.161	27.542	1:39.136	268
4	25.790	31.124	20.614	29.581	1:47.109	253	4	23.938	28.697	19.078	27.434	1:39.147	263
5	25.580	30.813	20.334	29.044	1:45.771	254	5	23.808	28.598	19.127	27.507	1:39.040	264
6	25.445	30.891	20.424	29.285	1:46.045	255	6	23.880	28.734	19.292	27.560	1:39.466	264
7	25.370	31.063	20.223	29.378	1:46.034	256	7	23.880	28.648	19.202	27.529	1:39.259	263
8	25.495	30.729	20.210	28.902	1:45.336	255	8	23.877	28.622	19.227	27.524	1:39.250	263
9	25.171	30.596	20.252	29.166	1:45.185	258	9	23.882	28.777	19.293	27.604	1:39.556	263
10	25.254	30.659	20.325	29.125	1:45.363	256	10	23.960	28.559	19.214	27.446	1:39.179	262
42 Jack PASSFIELD (NSW) (4th)													
1	29.017	28.990	18.653	26.818	1:43.478	196	1	39.685	30.832	19.536	28.258	1:58.311	208
2	23.286	28.517	18.492	27.017	1:37.312	262	2	24.248	29.913	19.301	28.197	1:41.659	260
3	23.275	28.545	18.366	26.914	1:37.100	260	3	24.113	29.832	19.464	27.941	1:41.350	260
4	23.060	28.342	18.572	27.137	1:37.111	266	4	24.190	29.765	19.460	28.484	1:41.899	261
5	23.207	28.535	18.565	27.080	1:37.387	262	5	24.635	29.495	19.330	28.095	1:41.555	255
6	23.254	28.377	18.460	26.981	1:37.072	261	6	24.201	29.480	19.307	27.899	1:40.887	258
7	23.111	28.515	18.429	27.050	1:37.105	262	7	24.271	29.413	19.261	27.914	1:40.859	262
8	23.195	28.474	18.532	27.009	1:37.210	262	8	24.276	29.411	19.339	27.775	1:40.801	262
9	23.290	28.370	18.590	26.918	1:37.168	260	9	24.223	29.563	19.307	27.693	1:40.786	262
10	23.149	28.410	18.752	27.171	1:37.482	262	10	24.404	30.060	19.576	28.420	1:42.460	263
52 Ryan TAYLOR (VIC) (13th)													
58 Mitch KUHNE (QLD) (19th)													


Scott Laing
 Chief Timekeeper - Scott Laing

Tom Williams
 Clerk of Course - Tom Williams



COMPUTIME RACE TIMING SYSTEMS PTY LTD
www.computime.com.au

E-mail: scott@computime.com.au / Ph: 0418 17 13 17





ASBK RESULTS

AUSTRALIAN SUPERSPORT CHAMPIONSHIP

Date: 01/03/20
 Event: R16
 Weather: Mostly cloudy - Temp: 30.2C
 Track: Dry - Temp: 39.5C

Race 3

Started at: 16:50:28
 Laps: 10
 Starters: 22
 Printed at: 17:14

PROVISIONAL SPLIT TIMES

Lap	Split 1	Split 2	Split 3	Split 4	Lap Time	Spd	Lap	Split 1	Split 2	Split 3	Split 4	Lap Time	Spd
61 Rhys BELLING (VIC) (22th)							1	31.864	29.801	19.253	27.692	1:48.610	203
1	30.174	29.126	18.788	1:15.752	2:33.840	198	2	24.262	29.359	18.969	27.898	1:40.488	263
2	25.766	30.711	19.796	28.860	1:45.133	217	3	23.916	30.224	19.270	28.455	1:41.865	257
3	24.362	31.292	19.689	28.013	1:43.356	254	4	23.974	29.542	19.536	27.951	1:41.003	251
4	24.210	29.925	19.143	28.297	1:41.575	257	5	23.936	29.487	19.273	27.815	1:40.511	254
5	24.098	29.777	19.503	27.975	1:41.353	254	6	24.112	29.828	19.400	28.158	1:41.498	255
6	24.215	29.685	19.355	27.836	1:41.091	255	7	24.038	30.128	19.543	28.002	1:41.711	253
7	23.991	29.513	19.389	28.882	1:41.775	257	8	24.927	29.455	19.526	27.773	1:41.681	258
8	24.464	29.946	19.251	28.470	1:42.131	253	9	24.418	29.856	19.500	28.515	1:42.289	256
9	24.168	30.105	19.747	31.129	1:45.149	255	10	24.146	29.673	19.617	28.645	1:42.081	251
64 Tom EDWARDS (NSW) (3rd)							82 Chris QUINN (NSW) (15th)						
1	29.065	28.191	18.177	26.567	1:42.000	207	1	31.318	29.974	19.091	27.860	1:48.243	202
2	23.014	28.341	18.301	27.024	1:36.680	273	2	24.002	29.184	18.961	27.635	1:39.782	267
3	23.006	28.381	18.478	27.072	1:36.937	268	3	23.925	29.242	19.149	27.667	1:39.983	266
4	23.000	28.345	18.541	27.498	1:37.384	267	4	23.929	29.604	19.188	27.944	1:40.665	267
5	23.173	28.283	18.588	27.198	1:37.242	265	5	24.114	29.068	19.104	27.762	1:40.048	262
6	23.386	28.697	18.508	26.829	1:37.420	267	6	23.894	29.079	19.082	27.799	1:39.854	263
7	23.080	28.292	18.471	26.856	1:36.699	276	7	23.928	29.042	19.064	27.828	1:39.862	262
8	23.014	28.533	18.455	26.883	1:36.885	274	8	24.029	29.292	19.099	27.775	1:40.195	262
9	23.041	28.395	18.322	26.868	1:36.626	276	9	24.090	29.302	19.182	28.052	1:40.626	260
10	22.790	28.400	18.309	27.166	1:36.665	273	10	24.191	29.250	19.252	28.164	1:40.857	261
68 Oli BAYLISS (QLD) (1st)							85 Ty LYNCH (SA) (11th)						
1	29.186	28.275	18.284	26.756	1:42.501	195	1	30.687	29.261	18.580	27.437	1:45.965	209
2	23.133	28.230	18.256	26.933	1:36.552	269	2	23.212	28.841	18.605	27.291	1:37.949	267
3	22.913	28.276	18.455	27.038	1:36.682	267	3	23.392	29.024	18.631	27.172	1:38.219	265
4	23.055	28.344	18.559	27.320	1:37.278	272	4	23.505	28.998	18.672	27.379	1:38.554	266
5	23.337	28.303	18.555	27.138	1:37.333	262	5	23.571	28.754	18.655	27.531	1:38.511	262
6	23.115	28.891	18.630	26.921	1:37.557	273	6	23.685	28.689	18.632	27.444	1:38.450	256
7	23.095	28.455	18.373	26.832	1:36.755	272	7	23.680	28.767	19.073	27.339	1:38.859	263
8	22.928	28.075	18.549	26.815	1:36.367	271	8	23.884	28.853	18.838	27.421	1:38.996	260
9	23.118	28.029	18.409	26.647	1:36.203	267	9	23.500	28.755	18.827	27.301	1:38.383	260
10	23.172	28.073	18.273	26.666	1:36.184	273	10	23.710	28.798	18.841	27.429	1:38.778	258
71 Darren McGRATH (WA) (18th)							86 Dallas SKEER (SA) (12th)						


Scott Laing
 Chief Timekeeper - Scott Laing

Tom Williams
 Clerk of Course - Tom Williams



COMPUTIME RACE TIMING SYSTEMS PTY LTD
www.computime.com.au

E-mail: scott@computime.com.au / Ph: 0418 17 13 17





ASBK RESULTS

AUSTRALIAN SUPERSPORT CHAMPIONSHIP

Race 3

Date: 01/03/20
 Event: R16
 Weather: Mostly cloudy - Temp: 30.2C
 Track: Dry - Temp: 39.5C

Started at: 16:50:28
 Laps: 10
 Starters: 22
 Printed at: 17:14

PROVISIONAL SPLIT TIMES

Lap	Split 1	Split 2	Split 3	Split 4	Lap Time	Spd	Lap	Split 1	Split 2	Split 3	Split 4	Lap Time	Spd
1	30.043	29.081	18.831	27.260	1:45.215	208	1	30.402	29.292	18.667	27.223	1:45.584	207
2	23.518	28.562	18.762	27.560	1:38.402	267	2	23.271	28.658	18.634	27.432	1:37.995	273
3	23.370	28.633	18.828	27.157	1:37.988	273	3	23.247	28.280	18.522	26.833	1:36.882	275
4	23.569	28.972	18.907	27.413	1:38.861	262	4	23.228	28.554	18.498	26.900	1:37.180	272
5	24.006	28.663	19.002	27.378	1:39.049	268	5	23.230	28.640	18.466	26.814	1:37.150	271
6	23.774	28.718	18.954	27.329	1:38.775	267	6	23.054	28.769	18.842	26.839	1:37.504	274
7	23.495	28.739	18.962	27.348	1:38.544	268	7	23.167	28.574	18.482	26.813	1:37.036	273
8	23.411	28.773	18.816	27.398	1:38.398	268	8	23.163	28.518	18.471	26.726	1:36.878	270
9	23.646	29.061	19.002	27.433	1:39.142	264	9	23.033	28.610	18.490	26.948	1:37.081	269
10	23.815	28.732	18.890	27.821	1:39.258	265	10	23.275	28.554	18.506	26.944	1:37.279	270

96 Luke MITCHELL (NSW) (14th)

555 Andrew EDSER (NSW) (20th)

1	30.640	29.536	19.077	27.574	1:46.827	206
2	23.855	28.791	19.084	27.760	1:39.490	266
3	23.759	28.988	19.144	27.647	1:39.538	263
4	23.865	29.482	19.125	27.885	1:40.357	263
5	23.817	29.026	19.096	27.816	1:39.755	263
6	23.875	28.954	19.160	27.725	1:39.714	262
7	23.789	28.900	19.150	27.676	1:39.515	263
8	23.851	29.000	19.154	27.830	1:39.835	262
9	24.006	29.013	19.168	27.778	1:39.965	260
10	24.003	28.941	19.223	27.997	1:40.164	261

1	31.535	30.227	19.570	28.210	1:49.542	209
2	24.642	29.582	19.559	28.461	1:42.244	267
3	24.597	29.845	19.738	28.481	1:42.661	262
4	24.428	29.780	19.536	28.442	1:42.186	261
5	24.371	29.573	19.723	28.370	1:42.037	260
6	24.584	29.464	19.689	28.362	1:42.099	261
7	24.352	29.658	19.696	28.283	1:41.989	261
8	24.619	29.794	19.718	28.474	1:42.605	260
9	24.642	29.770	19.757	28.394	1:42.563	260
10	24.469	29.976	19.682	28.524	1:42.651	259

127 Max STAUFFER (NSW) (7th)

The results are provisional until the end of the time limit for protests and appeals.

Chief Timekeeper - Scott Laing

Clerk of Course - Tom Williams



COMPUTIME RACE TIMING SYSTEMS PTY LTD
www.computime.com.au

E-mail: scott@computime.com.au / Ph: 0418 17 13 17





ASBK RESULTS
AUSTRALIAN SUPERSPORT CHAMPIONSHIP
Race 3

Date: 01/03/20
 Event: R16
 Weather: Mostly cloudy - Temp: 30.2C
 Track: Dry - Temp: 39.5C

Started at: 16:50:28
 Laps: 10
 Starters: 22
 Printed at: 17:14

PROVISIONAL FASTEST LAPS SEQUENCE

Lap	Race Pos	No	Name	Machine	Fastest Lap	On Lap
1	1	1	Tom TOPARIS (NSW)	Yamaha YZF-R6	1:41.729	1
2	1	64	Tom EDWARDS (NSW)	Yamaha YZF-R6	1:36.680	2
2	3	68	Oli BAYLISS (QLD)	Yamaha YZF-R6	1:36.552	2
8	2	68	Oli BAYLISS (QLD)	Yamaha YZF-R6	1:36.367	8
9	1	1	Tom TOPARIS (NSW)	Yamaha YZF-R6	1:36.320	9
9	2	68	Oli BAYLISS (QLD)	Yamaha YZF-R6	1:36.203	9
10	1	68	Oli BAYLISS (QLD)	Yamaha YZF-R6	1:36.184	10

The results are provisional until the end of the time limit for protests and appeals.


Scott Laing
 Chief Timekeeper - Scott Laing

Tom Williams
 Clerk of Course - Tom Williams



COMPUTIME RACE TIMING SYSTEMS PTY LTD
www.computime.com.au

E-mail: scott@computime.com.au / Ph: 0418 17 13 17





ASBK RESULTS

AUSTRALIAN SUPERSPORT CHAMPIONSHIP

Race 3

Date: 01/03/20
Event: R16
Weather: Mostly cloudy - Temp: 30.2C
Track: Dry - Temp: 39.5C

Started at: 16:50:28
Laps: 10
Starters: 22
Printed at: 17:14

PROVISIONAL LAP SHEET

No	Lap Time	Gap	No	Lap Time	Gap	No	Lap Time	Gap	No	Lap Time	Gap	No	Lap Time	Gap						
Lap 1			27	1:37.165	2.423	52	1:39.136	10.228	58	1:41.899	30.218	68	1:37.557	.410	42	1:37.072	1.967	28	1:37.231	2.337
1	1:41.729		17	1:37.423	2.894	96	1:39.538	10.238	30	1:47.109	41.274	61	1:41.575	1:10.90	27	1:37.328	2.587	17	1:37.900	4.785
64	1:42.000	.271	29	1:38.147	4.327	25	1:40.547	12.125	Lap 5			64	1:37.242		127	1:37.504	4.802			
68	1:42.501	.772	127	1:37.995	4.899	82	1:39.983	12.391	64	1:37.333	.103	46	1:38.788	10.062	85	1:38.450	10.155	29	1:38.794	10.407
42	1:43.478	1.749	86	1:38.402	4.937	24	1:40.275	13.275	1	1:37.245	.158	85	1:38.775	10.797	52	1:39.466	16.005	96	1:39.714	18.188
28	1:43.713	1.984	46	1:38.156	4.979	71	1:41.865	15.346	68	1:37.387	2.145	29	1:38.794	10.407	82	1:39.854	21.082	25	1:41.600	23.965
27	1:43.938	2.209	85	1:37.949	5.234	555	1:42.661	18.830	28	1:37.386	2.356	86	1:39.049	9.272	71	1:41.498	26.482	555	1:42.099	33.276
17	1:44.151	2.422	96	1:39.490	7.637	58	1:41.350	25.703	27	1:37.351	2.509	52	1:39.040	13.789	58	1:40.887	38.168	30	1:46.045	58.598
29	1:44.860	3.131	52	1:39.268	8.029	30	1:46.401	31.549	17	1:37.927	4.135	96	1:39.755	15.724	61	1:41.091	1:18.85	Lap 7		
86	1:45.215	3.486	25	1:40.039	8.515	61	1:43.356	1:06.71	64	1:37.384		82	1:40.048	18.478	1	1:36.580		64	1:36.699	.289
46	1:45.503	3.774	82	1:39.782	9.345	Lap 4			127	1:37.150	4.548	25	1:41.152	19.615	68	1:36.755	.585			
127	1:45.584	3.855	24	1:40.140	9.937	64	1:37.278	.012	68	1:37.278	.012	24	1:41.714	20.926	42	1:37.105	2.492	28	1:37.058	2.815
85	1:45.965	4.236	71	1:40.488	10.418	1	1:37.134	.155	29	1:38.868	8.863	71	1:40.511	22.234	27	1:36.988	2.995	127	1:37.036	5.258
96	1:46.827	5.098	555	1:42.244	13.106	42	1:37.111	2.000	85	1:38.511	8.955	555	1:42.037	28.427	17	1:37.036	5.258	17	1:37.408	5.613
25	1:47.156	5.427	58	1:41.659	21.290	28	1:37.393	2.212	86	1:39.049	9.272	58	1:41.555	34.531	46	1:38.746	12.228	46	1:38.746	12.228
52	1:47.441	5.712	30	1:46.706	22.085	27	1:37.067	2.400	52	1:39.040	13.789	30	1:45.771	49.803	Lap 6					
82	1:48.243	6.514	61	1:45.133	1:00.29	17	1:37.423	3.450	96	1:39.755	15.724	61	1:41.353	1:15.01	1	1:37.092		64	1:37.420	.170
24	1:48.477	6.748	Lap 3			127	1:37.180	4.640	82	1:40.048	18.478	Lap 6								
71	1:48.610	6.881	64	1:36.937		29	1:38.650	7.237	25	1:41.152	19.615	1	1:37.092		64	1:37.420	.170			
555	1:49.542	7.813	68	1:36.682	.118	86	1:38.861	7.465	24	1:41.714	20.926	64	1:37.420	.170	Lap 6					
30	1:54.059	12.330	1	1:36.993	.405	46	1:38.549	7.569	71	1:40.511	22.234	Lap 6								
58	1:58.311	16.582	28	1:36.944	2.203	85	1:38.554	7.686	555	1:42.037	28.427	Lap 6								
61	2:33.840	52.111	42	1:37.100	2.273	52	1:39.147	11.991	58	1:41.555	34.531	Lap 6								
Lap 2			27	1:37.231	2.717	96	1:40.357	13.211	30	1:45.771	49.803	Lap 6								
64	1:36.680		17	1:37.454	3.411	82	1:40.665	15.672	61	1:41.353	1:15.01	Lap 6								
1	1:37.300	.349	127	1:36.882	4.844	25	1:40.964	15.705	Lap 6											
68	1:36.552	.373	29	1:38.581	5.971	24	1:40.563	16.454	Lap 6											
42	1:37.312	2.110	86	1:37.988	5.988	71	1:41.003	18.965	Lap 6											
28	1:37.163	2.196	46	1:38.362	6.404	555	1:42.186	23.632	Lap 6											
Lap 2			85	1:38.219	6.516	Lap 4			Lap 6											


Scott Laing
Chief Timekeeper - Scott Laing


Tom Williams
Clerk of Course - Tom Williams



COMPUTIME RACE TIMING SYSTEMS PTY LTD
www.computime.com.au

E-mail: scott@computime.com.au / Ph: 0418 17 13 17





ASBK RESULTS

AUSTRALIAN SUPERSPORT CHAMPIONSHIP

Race 3

Date: 01/03/20
 Event: R16
 Weather: Mostly cloudy - Temp: 30.2C
 Track: Dry - Temp: 39.5C

Started at: 16:50:28
 Laps: 10
 Starters: 22
 Printed at: 17:14

PROVISIONAL LAP SHEET

No	Lap Time	Gap	No	Lap Time	Gap	No	Lap Time	Gap
29	1:38.407	12.234	24	1:41.762	36.448	68	1:36.184	
85	1:38.859	12.434	71	1:41.681	36.588	1	1:36.330	.017
86	1:38.544	12.761	555	1:42.605	44.584	64	1:36.665	1.126
52	1:39.259	18.684	58	1:40.801	46.542	61	1:45.149	1 lap
96	1:39.515	21.123	30	1:45.336	1:16.68	42	1:37.482	5.013
82	1:39.862	24.364	61	1:42.131	1:29.47	27	1:37.390	5.477
25	1:42.799	30.184				28	1:37.602	5.606
24	1:42.301	31.392	Lap 9			127	1:37.279	7.157
71	1:41.711	31.613	1	1:36.320		17	1:38.437	9.495
555	1:41.989	38.685	68	1:36.203	.129	29	1:38.173	17.579
58	1:40.859	42.447	64	1:36.626	.774	46	1:38.136	17.745
30	1:46.034	1:08.05	42	1:37.168	3.844	85	1:38.778	19.252
61	1:41.775	1:24.05	28	1:37.262	4.317	86	1:39.258	20.220
			27	1:37.243	4.400	52	1:39.179	27.330
			127	1:37.081	6.191	96	1:40.164	31.748
Lap 8			17	1:37.771	7.371	82	1:40.857	36.703
1	1:36.706		29	1:38.458	15.719	25	1:41.456	44.829
68	1:36.367	.246	46	1:38.424	15.922	24	1:41.919	47.526
64	1:36.885	.468	85	1:38.383	16.787	71	1:42.081	48.325
42	1:37.210	2.996	86	1:39.142	17.275	58	1:42.460	57.155
28	1:37.266	3.375	52	1:39.556	24.464	555	1:42.651	57.165
27	1:37.188	3.477	96	1:39.965	27.897	30	1:45.363	1:34.59
127	1:36.878	5.430	82	1:40.626	32.159			
17	1:37.013	5.920	25	1:41.481	39.686			
29	1:38.053	13.581	24	1:41.792	41.920			
46	1:38.296	13.818	71	1:42.289	42.557			
86	1:38.398	14.453	555	1:42.563	50.827			
85	1:38.996	14.724	58	1:40.786	51.008			
52	1:39.250	21.228	30	1:45.185	1:25.54			
96	1:39.835	24.252						
82	1:40.195	27.853						
25	1:41.047	34.525						
			Lap 10					

The results are provisional until the end of the time limit for protests and appeals.

Scott Laing
 Chief Timekeeper - Scott Laing

Tom Williams
 Clerk of Course - Tom Williams



COMPUTIME RACE TIMING SYSTEMS PTY LTD
www.computime.com.au

E-mail: scott@computime.com.au / Ph: 0418 17 13 17





ASBK RESULTS

AUSTRALIAN SUPERSPORT CHAMPIONSHIP

Race 3

Date: 01/03/20
Event: R16
Weather: Mostly cloudy - Temp: 30.2C
Track: Dry - Temp: 39.5C

Started at: 16:50:28
Laps: 10
Starters: 22
Printed at: 17:14

PROVISIONAL LAP CHART

Name	Grid	1	2	3	4	5	6	7	8	9	10	Name
O. BAYLISS	68	1	64	64	64	64	1	1	1	1	68	O. BAYLISS
T. TOPARIS	1	64	1	68	68	68	64	64	68	68	1	T. TOPARIS
J. PASSFIELD	42	68	68	1	1	1	68	68	64	64	64	T. EDWARDS
N. LIMINTON	27	42	42	28	42	42	42	42	42	42	42	J. PASSFIELD
M. STAUFFER	127	28	28	42	28	28	28	28	28	28	27	N. LIMINTON
J. HYDE	28	27	27	27	27	27	27	27	27	27	28	J. HYDE
R. BELLING	61	17	17	17	17	17	17	127	127	127	127	M. STAUFFER
T. EDWARDS	64	29	29	127	127	127	127	17	17	17	17	B. PEARSON
B. PEARSON	17	86	127	29	29	46	46	46	29	29	29	T. COLLINS
A. HAYES	46	46	86	86	86	29	85	29	46	46	46	A. HAYES
T. COLLINS	29	127	46	46	46	85	29	85	86	85	85	T. LYNCH
L. MITCHELL	96	85	85	85	85	86	86	86	85	86	86	D. SKEER
D. SKEER	86	96	96	52	52	52	52	52	52	52	52	R. TAYLOR
B. MALOUF	25	25	52	96	96	96	96	96	96	96	96	L. MITCHELL
C. QUINN	82	52	25	25	82	82	82	82	82	82	82	C. QUINN
R. TAYLOR	52	82	82	82	25	25	25	25	25	25	25	B. MALOUF
M. KUHNE	58	24	24	24	24	24	24	24	24	24	24	P. LI
D. McGRATH	71	71	71	71	71	71	71	71	71	71	71	D. McGRATH
R. BATTYE	33	555	555	555	555	555	555	555	555	555	58	M. KUHNE
A. EDSER	555	30	58	58	58	58	58	58	58	58	555	A. EDSER
S. KAPILAWI-JAMES	30	58	30	30	30	30	30	30	30	30	30	S. KAPILAWI-JAMES
T. LYNCH	85	61	61	61	61	61	61	61	61	61	61	
P. LI	24											

The results are provisional until the end of the time limit for protests and appeals.


Scott Laing
Chief Timekeeper - Scott Laing

Tom Williams
Clerk of Course - Tom Williams



COMPUTIME RACE TIMING SYSTEMS PTY LTD
www.computime.com.au

E-mail: scott@computime.com.au / Ph: 0418 17 13 17





ASBK RESULTS

AUSTRALIAN SUPERSPORT CHAMPIONSHIP

Race 3

Date: 01/03/20
Event: R16
Weather: Mostly cloudy - Temp: 30.2C
Track: Dry - Temp: 39.5C

Started at: 16:50:28
Laps: 10
Starters: 22
Printed at: 17:14

PROVISIONAL BEST PARTIAL TIMES

Pos	Split 1		Split 2		Split 3		Split 4		LAP		Ideal	Fastest
	Name	Time	Name	Time	Name	Time	Name	Time	Name	Time		
1	T. EDWARDS	22.790	T. TOPARIS	27.919	T. EDWARDS	18.177	T. EDWARDS	26.567	T. EDWARDS	1:35.725	1:36.626	
2	O. BAYLISS	22.913	O. BAYLISS	28.029	O. BAYLISS	18.256	O. BAYLISS	26.647	O. BAYLISS	1:35.845	1:36.184	
3	J. HYDE	23.001	T. EDWARDS	28.191	T. TOPARIS	18.344	T. TOPARIS	26.717	T. TOPARIS	1:36.042	1:36.320	
4	M. STAUFFER	23.033	N. LIMINTON	28.209	J. PASSFIELD	18.366	M. STAUFFER	26.726	M. STAUFFER	1:36.505	1:36.878	
5	J. PASSFIELD	23.060	M. STAUFFER	28.280	J. HYDE	18.376	J. PASSFIELD	26.818	J. PASSFIELD	1:36.586	1:37.072	
6	T. TOPARIS	23.062	J. PASSFIELD	28.342	N. LIMINTON	18.411	J. HYDE	26.886	J. HYDE	1:36.673	1:36.944	
7	T. LYNCH	23.212	B. PEARSON	28.393	B. PEARSON	18.450	N. LIMINTON	26.897	N. LIMINTON	1:36.736	1:36.988	
8	N. LIMINTON	23.219	J. HYDE	28.410	M. STAUFFER	18.466	B. PEARSON	26.930	B. PEARSON	1:37.013	1:37.013	
9	B. PEARSON	23.240	T. COLLINS	28.443	T. LYNCH	18.580	D. SKEER	27.157	T. LYNCH	1:37.653	1:37.949	
10	D. SKEER	23.370	A. HAYES	28.449	A. HAYES	18.653	T. LYNCH	27.172	A. HAYES	1:37.721	1:38.136	
11	A. HAYES	23.446	R. TAYLOR	28.559	T. COLLINS	18.680	A. HAYES	27.173	D. SKEER	1:37.851	1:37.988	
12	T. COLLINS	23.511	D. SKEER	28.562	D. SKEER	18.762	T. COLLINS	27.240	T. COLLINS	1:37.874	1:38.053	
13	R. TAYLOR	23.571	T. LYNCH	28.689	R. BELLING	18.788	B. MALOUF	27.389	R. TAYLOR	1:38.609	1:39.040	
14	L. MITCHELL	23.759	L. MITCHELL	28.791	C. QUINN	18.961	R. TAYLOR	27.401	L. MITCHELL	1:39.201	1:39.490	
15	B. MALOUF	23.795	C. QUINN	29.042	D. McGRATH	18.969	P. LI	27.524	B. MALOUF	1:39.454	1:40.039	
16	C. QUINN	23.894	R. BELLING	29.126	P. LI	19.003	L. MITCHELL	27.574	C. QUINN	1:39.532	1:39.782	
17	D. McGRATH	23.916	B. MALOUF	29.170	L. MITCHELL	19.077	C. QUINN	27.635	R. BELLING	1:39.741	1:41.091	
18	P. LI	23.987	D. McGRATH	29.359	R. TAYLOR	19.078	D. McGRATH	27.692	D. McGRATH	1:39.936	1:40.488	
19	R. BELLING	23.991	M. KUHNE	29.411	B. MALOUF	19.100	M. KUHNE	27.693	P. LI	1:39.952	1:40.140	
20	M. KUHNE	24.113	P. LI	29.438	M. KUHNE	19.261	R. BELLING	27.836	M. KUHNE	1:40.478	1:40.786	
21	A. EDSER	24.352	A. EDSER	29.464	A. EDSER	19.536	A. EDSER	28.210	A. EDSER	1:41.562	1:41.989	
22	S. KAPILAWI-J	25.171	S. KAPILAWI-J	30.596	S. KAPILAWI-J	20.210	S. KAPILAWI-J	28.902	S. KAPILAWI-J	1:44.879	1:45.185	

The results are provisional until the end of the time limit for protests and appeals.


Chief Timekeeper - Scott Laing

Clerk of Course - Tom Williams



COMPUTIME RACE TIMING SYSTEMS PTY LTD
www.computime.com.au

E-mail: scott@computime.com.au / Ph: 0418 17 13 17





ASBK RESULTS

AUSTRALIAN SUPERSPORT CHAMPIONSHIP

PROVISIONAL ROUND POINTS

AUSTRALIAN SUPERSPORT CHAMPIONSHIP - ROUND 1

Pos	No	Name	Machine	Pole	Race 1	Race 2	Race 3	Total
1	68	Oli BAYLISS	Yamaha	1	25	20	25	71
2	1	Tom TOPARIS	Yamaha		20	25	20	65
3	27	Nic LIMINTON	Yamaha		18	16	16	50
4	64	Tom EDWARDS	Yamaha		17	14	18	49
5	127	Max STAUFFER	Yamaha		15	18	14	47
6	28	Jack HYDE	Yamaha		16	15	15	46
7	17	Broc PEARSON	Yamaha		13	11	13	37
8	29	Ted COLLINS	Suzuki		12	13	12	37
9	42	Jack PASSFIELD	Yamaha			17	17	34
10	46	Aidan HAYES	Yamaha		11	9	11	31
11	86	Dallas SKEER	Suzuki		10	10	9	29
12	85	Ty LYNCH	Yamaha		9	8	10	27
13	61	Rhys BELLING	Yamaha		14	12		26
14	96	Luke MITCHELL	Yamaha		8	7	7	22
15	52	Ryan TAYLOR	Yamaha		7	6	8	21
16	82	Chris QUINN	Yamaha		6	5	6	17
17	25	Brodie MALOUF	Yamaha		5		5	10
18	71	Darren McGRATH	Kawasaki		4	3	3	10
19	58	Mitch KUHNE	Yamaha		3	4	2	9
20	555	Andrew EDSER	Kawasaki		2	2	1	5
21	24	Patrick LI	Yamaha				4	4
22	30	Stephany KAPILAWI-JAMES	Yamaha		1	1		2

Scott Laing

Chief Timekeeper - Scott Laing


Tom Williams

Clerk of Course - Tom Williams



COMPUTIME RACE TIMING SYSTEMS PTY LTD
www.computime.com.au

E-mail: scott@computime.com.au / Ph: 0418 17 13 17





ASBK RESULTS

AUSTRALIAN SUPERSPORT CHAMPIONSHIP

Race 3

Date: 01/03/20
Event: R16
Weather: Mostly cloudy - Temp: 30.2C
Track: Dry - Temp: 39.5C

Started at: 16:50:28
Laps: 10
Starters: 22
Printed at: 17:14

PROVISIONAL RACE INFORMATION

Time	Description
16:40:03	SIGHTING LAP STARTED
16:42:44	BIKES ON GRID / WARM UP LAP 4:48pm
16:48:04	WARM UP LAP STARTED
16:50:28	Event Start
16:52:32	Rider 61 (Rhys BELLING) CRASHED TURN 10 - RIDER UP
16:53:20	Rider 61 (Rhys BELLING) CRASHED TURN 10 - RIDER UP - RESUMING
17:06:42	Chequered Flag
17:08:51	Event Finish

The results are provisional until the end of the time limit for protests and appeals.

Chief Timekeeper - Scott Laing

Clerk of Course - Tom Williams



COMPUTIME RACE TIMING SYSTEMS PTY LTD
www.computime.com.au

E-mail: scott@computime.com.au / Ph: 0418 17 13 17

